




ENVIRONMENTAL PROTECTION MADE EASY


How to dispose of waste correctly: ZAK is here to help


Recycling points

Over 550 recycling points in the ZAK district allow waste to be disposed of close to homes.

Dispose of the following at the recycling points:

 **Sales packaging**
Milk and fruit juice cartons, plastic and aluminium packaging and tin cans

 **Paper, cardboard, cardboard boxes**
Newspapers, paper bags, crushed cartons, magazines

 **Clear glass, brown glass, green glass**
Bottles, jam jars and perfume bottles separated by colour

Municipal recycling facilities

You can dispose up to 34 different types of waste at the 38 municipal recycling facilities in the ZAK district. Disposal is limited to typical household quantities.

Ask the staff for help if you have items that are in too good condition to simply throw away. We can return these items to be recycled in ZAK retail outlets.

Problematic waste collection

Spray cans, disinfectants, herbicides, pesticides and other items classified as problematic waste can be handed in at regular intervals at the collection points for problematic waste in your area. It is only possible to hand in normal household quantities of such waste.

Did you pay a deposit with your purchase?

Most cans and bottles purchased in Germany are subject to a deposit. All you need to do is return the empty returnable bottles and cans to the supermarket or drinks store, where you will get your deposit back. Packaging and cans without the recycling symbol are disposed of in the yellow recycling bags.

Look out for these symbols:



Dates and locations:

Details of all the refuse collection dates and disposal points are available on our website and in the ZAK app!



Electrical appliances



Small and large appliances can be disposed of at the municipal recycling facilities or through retailers.

Batteries and accumulators



Batteries from e-bikes and small vehicles should ideally be returned to retailers as they are not accepted by all municipal recycling facilities

Dispose of at municipal recycling facilities:

- / Batteries and accumulators
- / Lithium ion batteries (tape up the terminals)
- / Cell batteries
- / Motor vehicle batteries
- / Electric fence batteries

Oil containers



Oil containers are available at municipal recycling facilities for a one-off peppercorn fee of €1 (3 litre container) or €5 (25 litre container).

Dispose of the following products in these containers:

- / Used frying fats/oils
- / Food-preserving oils
- / Lard and margarine
- / Spoiled and expired cooking oil/fat

How to separate waste correctly



Recycling point



Municipal recycling facility



RESIDUAL WASTE

Black bin

- / Sweepings and vacuum cleaner bags
- / Cigarette butts
- / Ash (cold!)
- / Nappies
- / Women's hygiene items (e.g. tampons, sanitary towels)
- / Old clothes and rags
- / Cleaning and care products (e.g. toilet brushes, toothbrushes)
- / Old stationery (e.g. pens, pencils, rulers)
- / Tissue paper (e.g. tissues, paper towels, kitchen paper)
- / Medicines from medicine cabinets
- / Litter for household pets
- / Bones
- / Receipts

Our tip:

If required, red residual waste bags can be obtained from the municipal recycling facilities and from the council. Leave them next to the residual waste bin on the next collection date or take them to the municipal recycling facility.



ORGANIC WASTE

Brown bin

- / Fruit and vegetable waste
- / Old bread and pastry
- / Rotten and old food (without packaging!)
- / Waste food and leftover food
- / Citrus peelings
- / Garden and plant waste
- / Coffee grounds
- / Tea bags
- / Egg shells
- / Nutshells

Our tip:

- / Avoid frozen and sticky residues in the winter by putting a piece of newspaper in the base of the bin.
- / Clean compost: only use organic bags with the seedling symbol or paper bags.
- / Products that might seem organic but aren't (e.g. coffee pads with plastic parts, plastic trays made of bioplastics) should not be disposed of in the organic waste bin.



PAPER

Blue bin



- / Newspapers
- / Magazines and catalogues
- / Cardboard packaging (crushed!)
- / Pizza boxes (without leftovers!)
- / Paper packaging
- / Bakery bags
- / Cardboard rolls
- / Egg boxes
- / Envelopes
- / Books
- / Pamphlets

Our tip:

Crush cardboard boxes before you take them to the recycling point or municipal recycling facility. This saves both time and space in the containers.



SALES PACKAGING

Yellow recycling bag



- / Food trays and films
- / Yogurt and cream containers
- / Milk and fruit juice cartons
- / Toothpaste and mustard tubes
- / Jam jars and tin cans
- / Plastic detergent and cleaning product containers
- / Fruit nets
- / Composite packaging
- / Blister packs
- / Plastic filler material
- / Protective films made of plastic and aluminium
- / Disposable packaging
- / Straps
- / Composite beverage cartons (Tetra Pak)

Our tip:

- / Yellow recycling bags: new rolls can be obtained from your municipal recycling facility.
- / Optimum recycling: separate different packaging parts, e.g. remove aluminium lids from yogurt cups.
- / Empty packaging doesn't need to be washed.